



WB-MR2G, WB-MR3G, WB-MR4G, WB-PR2G, WB-PR3G, WB-PR4G

## FEATURES

- Sturdy steel construction
- Mounts in either new or retrofit (old) applications
- Ships complete with mounting hardware
- Available in 2, 3 and 4 gang versions
- Cylinder lock with keys included
- Finish unit using RCI MI Series inserts
- Wall box can be mounted either vertically or horizontally
- Standard finish is white or prime
- Recessed mounting with and without window

The WB-MR2G, WB-MR3G and WB-MR4G Recessed Wall Plates with locking covers are designed to provide recessed mounting for A/V connections and extra in an attractive enclosure. The WB-PR2G, WB-PR3G and WB-PR4G are similar except they include a viewing window in the locking cover. The wall plates are perfect for hotels, conference centers, churches, meeting rooms, airports and other public spaces where recessed mounting is needed.

The wall plates ship with all necessary hardware to install. The units may be mounted either vertically or horizontally.

Units are available in 2 gang, 3 gang or 4 gang versions and accept standard modular wall insert plates. Customize the wall plate by using RCI Custom Products online PanelBuilder design tool or the RCI MI Series modular plates.



www.rcicustom.com

WB-MR2G/3G/4G &

WB-PR2G/3G/4G

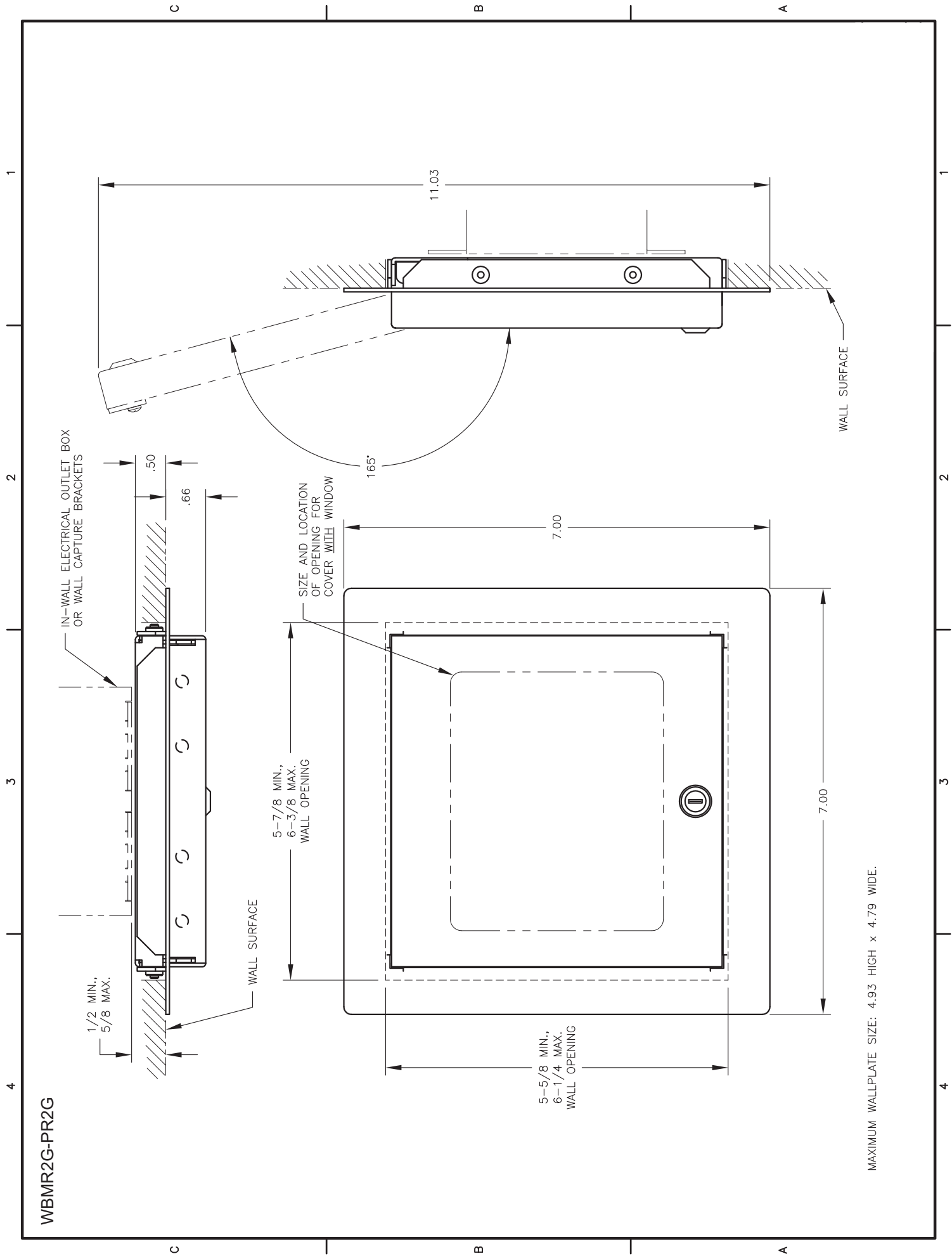
Recessed Wall Mounting Plate  
With and Without Window

WBMR/PR308-2

Wall Plate Ordering Information

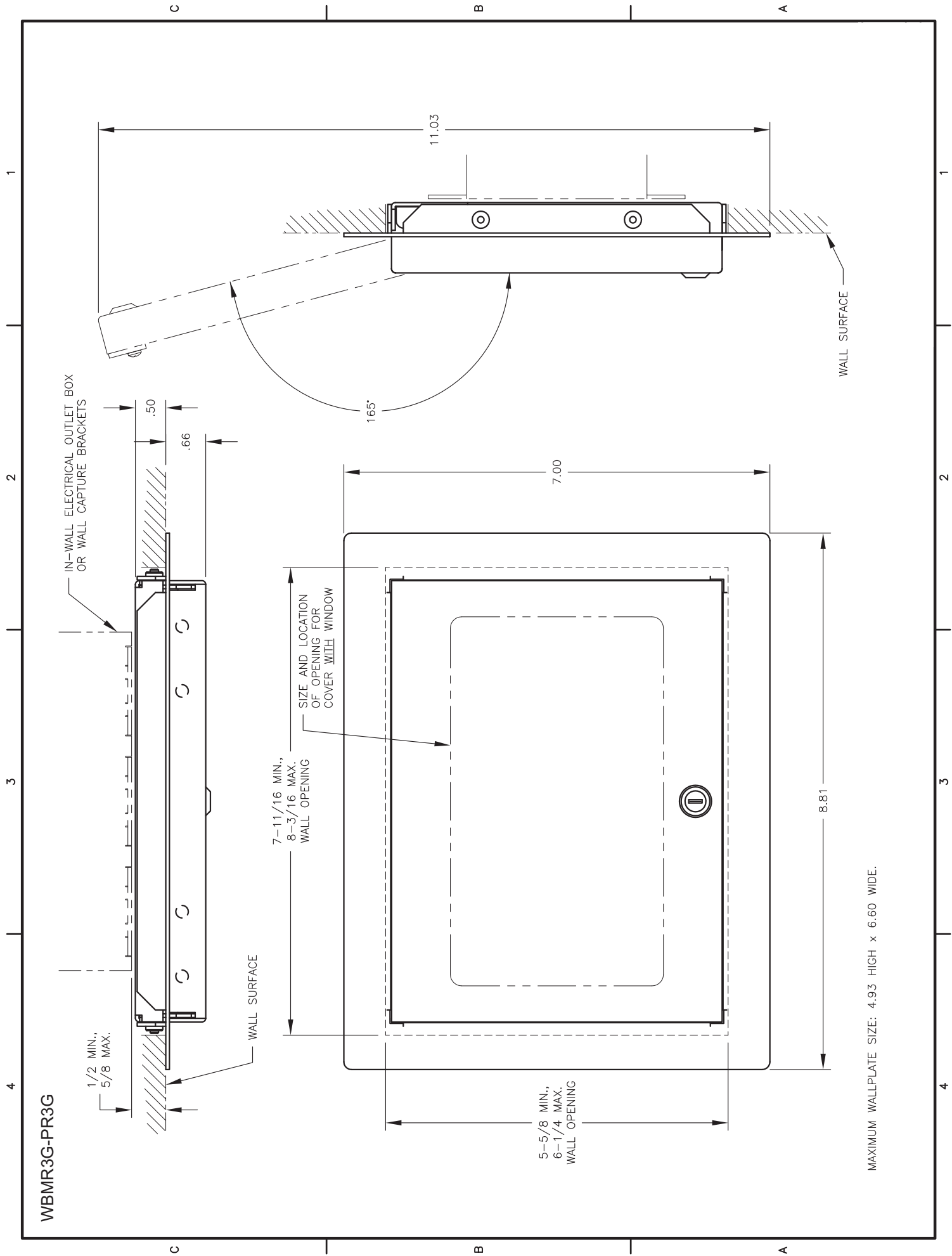
Part Number	Description
WB-MR2G	2 gang, recessed mounting plate, with solid metal locking Cover
WB-MR3G	3 gang, recessed mounting plate, with solid metal locking cover
WB-MR4G	4 gang, recessed mounting plate, with solid metal locking cover
WB-PR2G	2 gang, recessed mounting plate, with metal locking cover, with viewing window
WB-PR3G	3 gang, recessed mounting plate, with metal locking cover, with viewing window
WB-PR4G	4 gang, recessed mounting plate, with metal locking cover, with viewing window

WBMR2G-PR2G

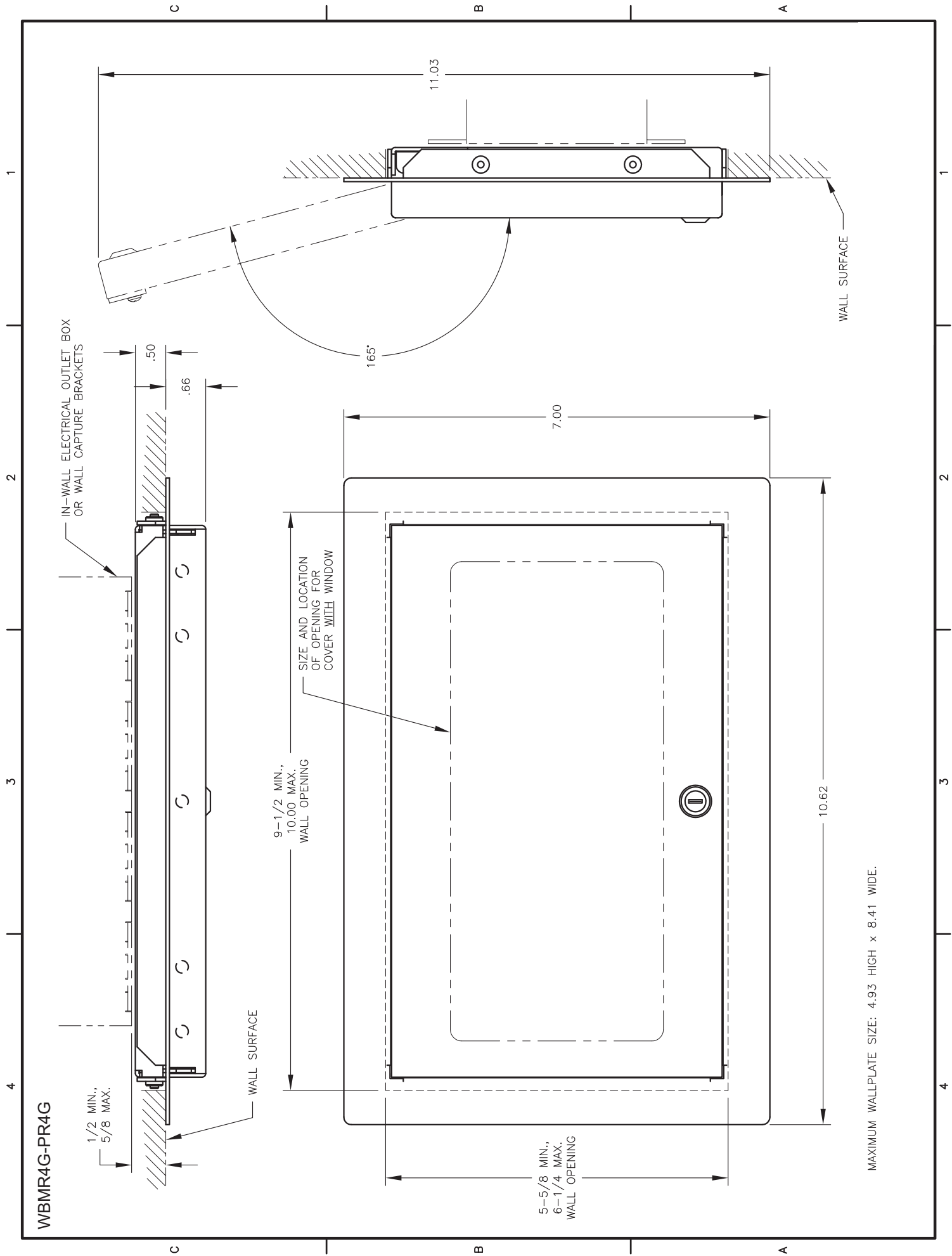


MAXIMUM WALLPLATE SIZE: 4.93 HIGH x 4.79 WIDE.

WBMR3G-PR3G



WBMR4G-PR4G



IN-WALL ELECTRICAL OUTLET BOX OR WALL CAPTURE BRACKETS

1/2 MIN., 5/8 MAX.

.50  
.66

WALL SURFACE

9-1/2 MIN., 10.00 MAX. WALL OPENING

SIZE AND LOCATION OF OPENING FOR COVER WITH WINDOW

165°

11.03

5-5/8 MIN., 6-1/4 MAX. WALL OPENING

7.00

10.62

WALL SURFACE

MAXIMUM WALLPLATE SIZE: 4.93 HIGH x 8.41 WIDE.