



FL-2000 Bottom, FL-2000-2D Bottom



FL-2000-BLK-C



FL-2000-OAK-C



FL-2000-BRS-C

FEATURES

- 11 gauge steel temporary construction cover included
- Choose floor box and cover type for complete assembly
- Add convenient RCI wall plates for total package
- Flip back door for cable exit
- Lift-off full access door
- Leveling feet
- Installs well in tile or carpeted floors over concrete

The FL-2000 Floor Box is designed for conference rooms, auditoriums, courtrooms, churches and all general meeting spaces with concrete floors covered with carpet or tile. The assembly handles power, audio, video, and data in one practical box.

The lift-off section of the cover allows full access to internal connector plates and stored cables, and the smaller hinged access door flips back to allow cable exit. When not in use, the cover is completely closed allowing unencumbered travel in the area.

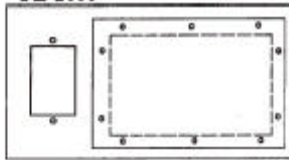
Floor box includes choice of two different plate mounting brackets. Model FL-2000 Bottom includes a single gang standard opening and a separate mounting plate for other connectors. Model FL-2000-2D Bottom enclosure is similar except it has a two gang opening for power.

Floor Box Covers and Back Box Ordering Information

Part Number	Description
Flat Covers – Not Scrub Water Rated (Non UL)	
FL-2000-BLK-C	Cover (no flange) with hinged door in black sandtex
FL-2000-OAK-C	Cover (no flange) with hinged door in light oak sandtex
FL-2000-BRS-C	Cover (no flange) with hinged door in solid brass (antique bronze)
Back Boxes – Includes Steel Construction Cover	
FL-2000 Bottom	FL-2000 floor box –with single gang opening for power
FL-2000-2D Bottom	FL-2000 floor box – with two gang opening for power

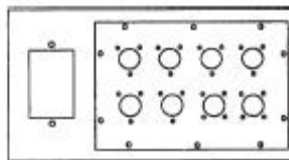
INSERT PLATE OPTIONS FOR THE FL-2000

FL-2000

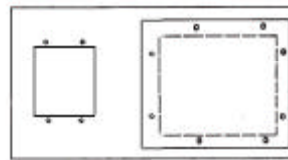


The FL-2000 is shipped with divided internal brackets. One area is for power and has a standard single gang opening (duplex receptacle and it's cover are NOT supplied). The second area has a flat removable plate for AV connectors. The usable area for connector mounting is 5.25" x 8".

FL-2000-BA

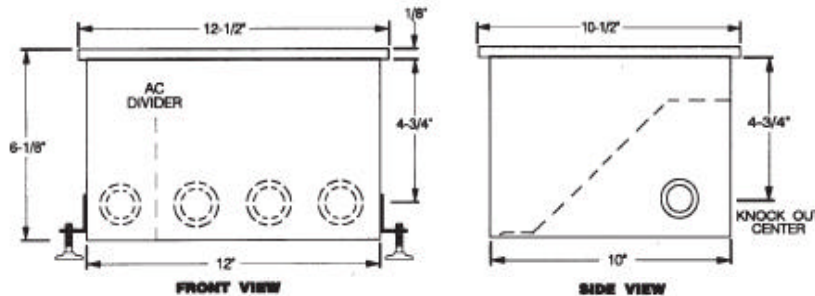


The FL-2000-BA is the same as the FL-2000 but it has a prepunched plate. The plate is punched for 6 switchcraft C[*]F or M XLR connectors and 2 Neutrik Speakon connectors.



The FL-2000-2D is the same as the FL-2000 but it has a 2 gang power opening.

INSTALLATION OF THE FL-2000 FLOOR BOX



- Locate the floor box in the final position before the floor is poured.
- Set the height of the floor box so that the top of the temporary cover will be flush with the height of the finished floor.
- Connect conduit, pull wires and install connectors as required.
- Recheck height before the floor is poured.
- Remove temporary cover and install hinged cover after floor is completed.