



## FEATURES

- Rigid milled aluminum modular inserts
- Fits RCI and standard Decora® style wall plates
- Anodized or powder coat finishes
- Complete with installed connectors
- Devices include engraving
- Commercial duty - withstands rugged use
- Unique design provides more space, allowing for larger variety of configurations
- Made in the USA

The RCI Custom Products **MI Series** Modular Wall Plate Inserts are designed to provide a convenient and reliable connectivity option while maintaining an aesthetically pleasing appearance in any commercial or consumer installation. **MI Series Inserts** are both rugged and durable, and will not crack or break like most available plastic modular inserts.

Each high grade aluminum assembly is individually milled on both the front and back sides of the unit to ensure a proper, clean fit when trimmed out with a modular style wall plate. The **MI Series Inserts** durable construction also provides for more usable area at the rear of the insert, allowing maximum connector mounting area on the front. The inserts are finished with either anodized black or clear, or powder coat finished in white, ivory, or black texture.






























**MI Series** modular wall inserts are shipped with connectors of choice installed, custom engraving included.

## **A & E SPECIFICATIONS**

*The modular insert shall be RCI Custom Products Model MI\_ \_\_\_\_\_. Inserts shall be 1/8" aluminum (11 gauge) and finished in \_\_\_\_\_ (Vertically grained black, clear, gold, or gray anodized or white, ivory, or black textured powder coat). Each unit shall be milled from solid stock and dimensions shall be 1.420" W x 2.734" L (edge to edge) and 1.420" W x 4.134" L (edge to tab ends) with milled mounting tabs for fixing unit to a modular wall plate. Engraving where required shall be 1/8" Helvetica with contrasting engravers enamel supplied where applicable. Connectors shall be fixed to the plate with screws and KEP nuts.*

### MI Series Modular Wall Plate Inserts

Finished in Black Anodized (BK), Clear Anodized (CL), White Powder Coat (PW), Ivory Powder Coat (PI), and Black Texture Powder Coat (PBKTX)

					
MI100 Blank Filler	MI103-25 70V, 25W	MI103-50 70V, 50W	MI103-100 70V, 100W	MI131 One NC3FDL1 Female	MI132 Two NC3FDL1 Female
					
MI133 One NC3MDL1 Male	MI134 Two NC3MDL1 Male	MI138 One SWI-12B T,R,S	MI139 Two RCA Solder type Red, white	MI140 Two RCA Red, White Solder One RCA Yel F/F	MI141 One NL4MP
					
MI142 Two NL4MP	MI159 Two F Conn Feed thru	MI160 One F Conn Feed thru	MI161 One BNC	MI162 Two BNC	MI167 One S Video
					
MI170 One USB A-B	MI175 One 5-way Binding Post	MI176 Two 5-way Binding Post	MI180-FT One 9-Pin BTX9530 F/F	MI181-FT One HD15 BTX9532HD	MI183 One HD15 Two RCA
					
MI184 One HD15 One 3.5mm Mini Solder type	MI185 One HD15 One RJ45 Punchdown	MI186 One RJ45 Punchdown	MI190 One Firewire	MI191 One DVI Female Feed thru	